

CAMBRIDGE

ENGLISH PRONUNCIATION IN USE

Self-study and
classroom use

Elementary

Jonathan Marks



Free downloadable
audio

Experience
Better
Learning

Contents

To the student	5
To the teacher	7
Map of contents	9

Section A Sounds and spelling

1	<i>How many letters, how many sounds?</i> Spelling and pronunciation	10
2	<i>Pizza for dinner</i> /i:/ and /ɪ/	12
3	<i>A spoonful of sugar</i> /u:/ and /ʊ/	14
4	<i>Father and mother</i> /ɑ:/ and /ʌ/	16
5	<i>A dog in the corner</i> /ɒ/ and /ɔ:/	18
6	<i>Bread and jam</i> /e/ and /æ/	20
7	<i>My birthday's on Thursday</i> /ɜ:/	22
8	<i>Here and there</i> /ɪə/ and /eə/	24
9	<i>Have a great time!</i> /eɪ/, /aɪ/ and /ɔɪ/	26
10	<i>Old town</i> /əʊ/ and /aʊ/	28
11	<i>Pack your bags</i> /p/ and /b/	30
12	<i>Twenty days</i> /t/ and /d/	32
13	<i>Cats and dogs</i> /k/ and /g/	34
14	<i>November the first</i> /f/ and /v/	36
15	<i>Both together</i> /θ/ and /ð/	38
16	<i>It's the wrong size, isn't it?</i> /s/ and /z/	40
17	<i>Fresh fish, usually</i> /ʃ/ and /ʒ/	42
18	<i>Chips and juice</i> /tʃ/ and /dʒ/	44
19	<i>My hungry uncle</i> /m/, /n/ and /ŋ/	46
20	<i>How many hours?</i> /h/	48
21	<i>That's life!</i> /l/	50
22	<i>What terrible weather!</i> /r/	52
23	<i>What's the news?</i> /w/ and /j/	54
24	<i>Sunglasses or umbrella?</i> Consonant groups in the middle of words	56
25	<i>Train in the rain</i> Consonant groups at the beginning of words	58
26	<i>Pink and orange</i> Consonant groups at the end of words	60
27	<i>Last week</i> Consonant groups across words	62

Section B Syllables and words

28	<i>One house, two houses</i> Syllables	64
29	<i>Wait a minute – where's the waiter?</i> Strong and weak vowels	66
30	<i>Single or return?</i> Stress in two-syllable words	68
31	<i>Begin at the beginning</i> Stress in longer words	70
32	<i>Where's my checklist?</i> Stress in compound words	72

Section C Phrases, sentences and grammar

33	<i>Phrases and pauses</i> Reading aloud	74
34	<i>Speak it, write it, read it</i> Linking words together 1	76
35	<i>Me and you, you and me</i> Linking words together 2	78
36	<i>Take me to the show, Jo</i> Rhythm	80
37	<i>Hey, wait for me!</i> Strong and weak forms 1: Pronouns	82
38	<i>And what's his name?</i> Strong and weak forms 2: Possessives, conjunctions, prepositions	84
39	<i>There's a spider</i> Strong and weak forms 3: Articles, comparatives, 'there'	86
40	<i>Who was that?</i> Strong and weak forms 4: Auxiliary verbs	88

41	<i>They're here!</i> Contractions	90
42	<i>It's George's birthday</i> Pronouncing -s endings	92
43	<i>I looked everywhere</i> Pronouncing past tenses	94
Section D Conversation		
44	<i>Not half past <u>two</u>, half past <u>three</u></i> Intonation for old and new information	96
45	<i>And suddenly ...</i> Intonation in storytelling	98
46	<i>Really? That's amazing!</i> Being a good listener	100
47	<i>I know <u>when</u> it is, but not <u>where</u></i> Important words in conversation 1	102
48	<i>Finished? I've just started!</i> Important words in conversation 2	104
49	<i>No, thanks, I'm just looking</i> Intonation in phrases and sentences 1	106
50	<i>Fine, thanks</i> Intonation in phrases and sentences 2	108
Section E Reference		
E1	Chart of phonemic symbols	110
E2	Guide for speakers of specific languages	111
E3	Sound pairs	113
E4	From spelling to sound	127
E5	The alphabet	130
E6	Pronouncing numbers	132
E7	Pronouncing geographical names	135
E8	Homophones	137
	Key	138
	Acknowledgements	166

1

How many letters, how many sounds?

Spelling and pronunciation

A

All sections with this symbol  are on the recording. Listen to them while you read this page.

A2a

There are 26 **letters** in the English alphabet.

A B C D E F G H I J K L M N O P Q R S T U V W X Y Z

A2b

There are five **vowel** letters. A E I O U

A2c

And there are 21 **consonant** letters. B C D F G H J K L M N P Q R S T V W X Y Z

A2d

But there are more than 40 vowel and consonant **sounds** in English.

In some words, the number of letters is the same as the number of sounds.

best 4 letters, 4 sounds

b	e	s	t
1	2	3	4

dentist 7 letters, 7 sounds

d	e	n	t	i	s	t
1	2	3	4	5	6	7

B

But sometimes the number of sounds is different from the number of letters.

A3a

In **green**, **ee** is one sound, and in **happy**, **pp** is one sound.

green 5 letters, 4 sounds

g	r	e	e	n
1	2	3	4	

h	a	p	p	y
1	2	3	4	

A3b

In **bread**, **ea** is one sound.

bread 5 letters, 4 sounds

b	r	e	a	d
1	2	3	4	

A3c

In some words there are silent letters (letters with no sound). In **listen**, **t** is silent.

listen 6 letters, 5 sounds.

l	i	s	t	e	n
1	2	3	-	4	5

A3d

In some words, one letter is two sounds. The **x** in **six** is two sounds like **k + s**.

six 3 letters, 4 sounds

s	i	x	
1	2	3	4

C

We sometimes write the same sound differently in different words. For example, the **e** in **red** sounds like the **ea** in **bread**.

A4a

Sometimes two words have the same pronunciation but different spellings. (See Section E8 *Homophones*.)

know – no

A: **Do you know?** B: **No, I don't.**

A4b

And sometimes two words have the same spelling but different pronunciations.

read (infinitive and present tense) – **read** (past tense)

A: **Do you want to read the newspaper?**


B: **No, thanks, I read it this morning.**

A4c

Because there are more sounds than letters, we use symbols for pronunciation.

/best/ best /'dentɪst/ dentist /gri:n/ green /'hæpi/ happy /'kɒfi/ coffee /'lɪsən/ listen
/θri:/ three /sɪks/ six /sɒks/ socks /bred/ bread /nəʊ/ no /nəʊ/ know /red/ red
/red/ read (past tense) /ri:d/ read (infinitive and present tense)

The symbol ¹ (look at the beginning of the symbols for *dentist*, *happy*, *coffee*, *listen*) comes before stressed syllables (see Section B *Syllables and words*).



Exercises

1.1 Write the number of letters and the number of sounds in these words.

	letters	sounds
green	5	4
1 all		
2 back		
3 could		
4 knee		
5 sixty		
6 thing		
7 who		
8 address		

A5 Check with the Key (on page 138). Then listen and repeat.

1.2 Some pronunciation symbols are easy. Write these words in their normal spelling.

EXAMPLE /best/ best
1 /bɪg/ 2 /dres/ 3 /frend/ 4 /ɡɪv/ 5 /help/ 6 /nekst/ 7 /'veri/ 8 /wel/

A6 Check with the Key. Then listen and repeat.

1.3 All five words in each group have the same vowel letter – a, e, i, o or u – but one has a different vowel sound. Circle the word with the different vowel sound in each group.

EXAMPLE
on top stop one gone
1 give time sit think rich
2 apple bad wash catch bank
3 much bus sun push up
4 many maths man hat flat

A7 Check with the Key. Then listen and repeat.

1.4 Write words that rhyme (the end part of the word sounds the same).

EXAMPLE
red be d
1 key tr _ _
2 blue sh _ _
3 not w _ _ _
4 one r _ _
5 date w _ _ _
6 lie w _ _
7 so sh _ _
8 beer n _ _ _

A8 Check with the Key. Then listen and repeat.



2

Pizza for dinner

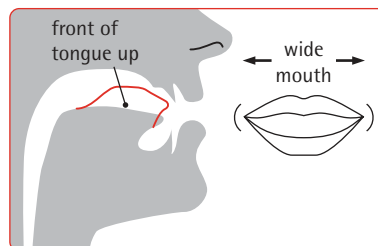
/i:/ and /ɪ/

A

How to make the sound /i:/



- /i:/ is a long sound. Look at the diagram. Listen and then say the sound. Make your mouth wide, like a smile. Your tongue touches the sides of your teeth. Target sound: /i:/



B

Sound and spelling



- /i:/ is usually spelled **ee** or **ea**. Listen and say these words.
see agree eat seat team



- Listen and say these other words with /i:/.
ie field piece
e these metre secret evening equal Peter museum European Chinese
Japanese complete
ey key
i ski kilo litre pizza police machine magazine
eo people



- Now listen and say these sentences. You will need to pause the recording to give yourself enough time to repeat.
1 Can you see the sea?
2 A piece of pizza, please.
3 Peter's in the team.
4 A kilo of peaches and a litre of cream.
5 Please can you teach me to speak Portuguese?

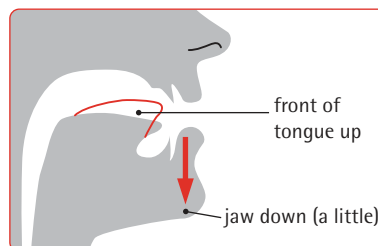


C

How to make the sound /ɪ/



- /ɪ/ is a short sound. Look at the diagram. Listen and then say the sound. Make your mouth a bit less wide than for /i:/. Your tongue is a bit further back in your mouth than for /i:/. Target sound: /ɪ/



D

Sound and spelling




- /ɪ/ is usually spelled **i**. Listen and say these words.
if listen miss dinner swim



- Listen and say these other words with /ɪ/.
busy business building system



- Now listen and say these phrases.
1 fifty-six
2 dinner in the kitchen
3 a cinema ticket
4 a picture of a building
5 big business



- Note:** Eight letters of the alphabet have the sound /ɪ/. Listen and repeat.
B C D E G P T V



- Note:** Units 2 to 10 focus on vowel sounds in stressed syllables (see Section B *Syllables and words*). Vowel sounds in unstressed syllables often have the weak vowel /ə/. Listen and repeat.



agree equal kitchen museum Peter picture pizza




- Note:** There is sometimes an /i/ sound at the end of a word in an unstressed syllable (see Section B *Syllables and words*), e.g. happy, coffee, busy. This sound is like /i:/ but shorter. Listen and repeat.
happy coffee busy sixty

Exercises

2.1 Put these /i:/ words in the dialogues.

email evening police ~~secret~~ Steve TV

- 1 A: What shall we do this?
B: Let's stay at home and watch
2 A: Let me read that
B: No – it's a secret !
3 A: You know my friend?
B: Yes.
A: Well, he's got a new job. He's joined the

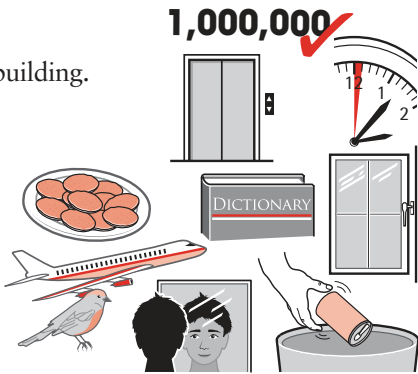


What shall we do?

A11 Listen to check your answers. Check with the Key. Then listen and repeat.

2.2 Find the /ɪ/ words from these clues.

- EXAMPLE A thousand thousand is a million .
1 You can use a to go up and down in a building.
2 There are sixty seconds in a
3 A is a book of words to help you
with your English.
4 It's too warm in here – open the
5 Would you like a with your coffee?
6 Birds and planes have
7 You can see yourself in a
8 Don't drop – put it in a bin!



A12 Listen to check your answers. Check with the Key.
Then listen and repeat.

2.3 Circle all the /i:/ sounds and underline all the /ɪ/ sounds.

big busy dinner give green in listen meet office people pizza
please repeat six tea three

A13 Listen to check your answers. Check with the Key. Then listen and repeat.

2.4 Match the beginnings and endings of the sentences.

- EXAMPLE Let's have pizza for dinner .
1 We're always busy
2 Would you like tea
3 Give me that big
4 There were only three
5 Listen and
6 Let's meet at
a repeat.
b people in the museum.
c six o'clock.
d in the office.
e or coffee?
f green book, please.
g ~~for dinner~~.

A14 Check with the Key. Then listen and repeat.

2.5 Listen and circle the word you hear. Check with the Key. If any of these are difficult for you, go to Section E3 *Sound pairs* for further practice.

- A15 1 leave / live (⇒ sound pair 1)
2 knee / near (⇒ sound pair 2)
3 litter / letter (⇒ sound pair 3)

3

A spoonful of sugar

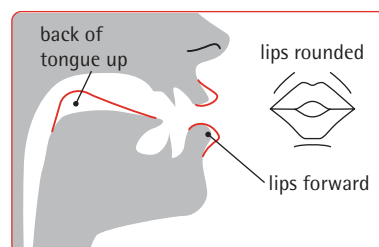
/u:/ and /ʊ/

A

How to make the sound /u:/



- A16a • /u:/ is a long sound. Look at the diagram. Listen and then say the sound. Make your lips into a tunnel shape. Your tongue is a long way back in your mouth. Target sound: /u:/



B

Sound and spelling



- A16b • /u:/ is often spelled oo, ou, oe, u, ue or ew. Listen and say these words.

too group shoe blue



- A16c • When the spelling is u or ew, there is often a /j/ sound before the /u:/. Listen and say these words.

music new



- A16d • There are also other spellings of /u:/. Listen and say these other words with /u:/.

two fruit juice



- A16e • Now listen and say these phrases.

- 1 me too
- 2 work in groups
- 3 new shoes
- 4 red and blue
- 5 listen to the music
- 6 forty-two
- 7 fruit juice



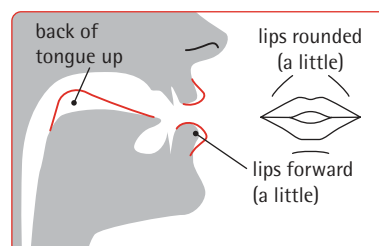
Note: /ju:/ is the name of the letter U in the alphabet.

C

How to make the sound /ʊ/



- A17a • /ʊ/ is a short sound. Look at the diagram. Listen and then say the sound. Your tongue is not so far back as for /u:/. Target sound: /ʊ/



D

Sound and spelling



- A17b • /ʊ/ is often spelled u, oo or ou. Listen and say these words.

full sugar book foot would



- A17c • Listen and say this other word with /ʊ/.

woman



- A17d • Now listen and say these phrases.

- 1 My bag's full.
- 2 Where's my book?
- 3 my left foot
- 4 a kilo of sugar
- 5 Who's that woman?

Exercises

3.1 Circle the words with /u:/. (There are nine.)

food four June look news room school soup spoon sugar town
Tuesday two

A18 Listen to check your answers. Check with the Key. Then listen and repeat.

3.2 Put the /u:/ words from Exercise 3.1 in the sentences.

- 1 Do you like fast food ?
- 2 Are you coming to ?
- 3 It's the second of .
- 4 Let's watch the .
- 5 is over there.
- 6 Here's a for your .



A19 Listen to check your answers. Check with the Key. Then listen and repeat.

3.3 Circle the words with /u/. (There are six.)

book cookery cough could good looking lunch soon sugar
thought through

A20 Listen to check your answers. Check with the Key. Then listen and repeat.

3.4 Put the /u/ words from Exercise 3.3 in the sentences.

- 1 Do you take ?
- 2 you help me? I'm for a cookery .

A21 Listen to check your answers. Check with the Key. Then listen and repeat.

3.5 Circle the words that have /u:/ or /u/, then put them in the correct column.

- 1 Is it really true?
- 2 You're standing on my foot!
- 3 Are you a good cook?
- 4 Where's my toothbrush?
- 5 Do you push or pull to open this door?
- 6 I'll be ready soon.
- 7 Here's your ticket – don't lose it!
- 8 Go through that door over there.
- 9 My keys! Where did I put them?

/u:/	/u/
true	foot

A22 Listen to check your answers. Check with the Key. Then listen and repeat.

3.6 Listen and circle the word you hear. Check with the Key. If any of these are difficult for you, go to Section E3 Sound pairs for further practice.

- A23 1 pool / pull (⇒ sound pair 4)
- 2 look / luck (⇒ sound pair 5)
- 3 soup / soap (⇒ sound pair 6)

4

Father and mother

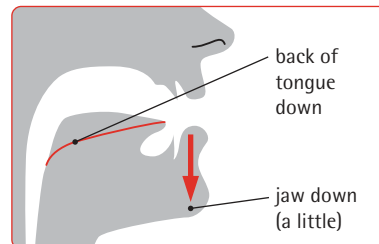
/ɑ:/ and /ʌ/

A

How to make the sound /ɑ:/



- /ɑ:/ is a long sound. Look at the diagram. Listen and then say the sound. Open your mouth wide. Target sound: /ɑ:/



B

Sound and spelling



- /ɑ:/ is usually spelled **a** or **ar**. Listen and say these words.

after afternoon ask answer bath bathroom can't class dance fast
father glass tomato bar car card far park star start



- Listen and say these other words with /ɑ:/.

aunt laugh heart half (The letter l in half is silent.)



- Listen and say these sentences.

- 1 How far's the car park?
- 2 We went to a large bar full of film stars.
- 3 We're starting in half an hour.



Important
for listening

- In words with a letter r after the /ɑ:/ sound, most Americans and some British people pronounce the r. Listen to the same sentences, this time with the letter rs pronounced.
- Some people, especially in the north of England, pronounce the letters a or au as /æ/ in some of these words. Listen.



after afternoon ask answer aunt bath bathroom class dance fast glass laugh



- Listen to these sentences, first with /ɑ:/, then with /æ/.

- 1 See you tomorrow afternoon.
- 2 I'll ask my aunt.
- 3 We were laughing and dancing in the classroom.
- 4 I left my glasses in the bathroom.



Note: The name of the letter R is pronounced /ɑ:/ or /ɑ:r/.

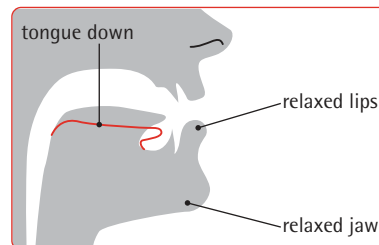
Note: The word are is often pronounced /ɑ:/ or /ɑ:r/. (See Unit 40.)

C

How to make the sound /ʌ/



- /ʌ/ is a short sound. Look at the diagram. Listen and then say the sound. Open your mouth wide. Target sound: /ʌ/



D

Sound and spelling



- /ʌ/ is usually spelled **u**, but sometimes **ou** or **o**. Listen and say these words.

bus colour come cup front London luck Monday month mother
much nothing number run study sun uncle under



Note: The words son and sun have the same pronunciation.

Note: The number one is pronounced /wʌn/.



- Listen and say these sentences.

- 1 Good luck with your exam next month!
- 2 Take the number one bus.
- 3 I said 'Come on Monday', not 'Come on Sunday'.
- 4 My brother's studying in London.



Important
for listening

- Some people, especially in the north of England, say /ʊ/ instead of /ʌ/. Listen to the same sentences, this time with /ʊ/.

Exercises

4.1 Listen and write the words in the correct column.



~~artist~~ garden March part ~~square~~ talk warm watch

words with /ɑ:/ words with other vowel sounds

artist square
.....
.....
.....

Check with the Key. Then listen again and repeat.

4.2 Listen and write the words in the correct column.



~~business~~ ~~country~~ fun home lots money mother push

words with /ʌ/ words with other vowel sounds


country business
.....
.....
.....

Check with the Key. Then listen again and repeat.

4.3 Complete the sentences with one /ɑ:/ word and one /ʌ/ word.

~~butter~~ carpet dark hard husband love Prague son

- 1 The butter's too
- 2 I'd to buy that!
- 3 Their 's got hair.
- 4 I first met my in



Listen to check your answers. Check with the Key. Then listen again and repeat.

4.4 Listen and circle the word you hear. Check with the Key. If any of these are difficult for you, go to Section E3 *Sound pairs* for more practice.



- 1 heart / hat (⇒ sound pair 7)
- 2 far / four (⇒ sound pair 8)
- 3 cat / cut (⇒ sound pair 9)
- 4 look / luck (⇒ sound pair 5)
- 5 luck / lock (⇒ sound pair 10)
- 6 butter / better (⇒ sound pair 18)

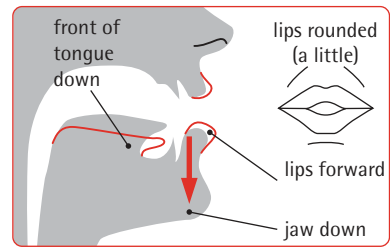
5

A dog in the corner

/ɒ/ and /ɔː/

A How to make the sound /ɒ/

- A30a • /ɒ/ is a short sound. Look at the diagram. Listen and say the sound. Round your lips a little. The front of your tongue is low and towards the back of your mouth. Target sound: /ɒ/



B Sound and spelling

- A30b • /ɒ/ is usually spelled o, and sometimes a. Listen and repeat.
bottle box chocolate clock coffee copy cost cross doctor dog gone
got holiday hospital hot job lock long lost lot not off often
possible shop song sorry stop top wrong
quality want wash wasn't watch what

⚠ Note: The word *cough* is pronounced /kɒf/.
Note: The word *was* is sometimes pronounced with /ɒ/. (See Unit 40.)

- A30c • Now listen and say these sentences.
- | | |
|-----------------------------------|---|
| 1 Have you got a lot of shopping? | 3 How much did your holiday cost? |
| 2 John's gone to the shops. | 4 She said the coffee wasn't very good, but I thought it was. |

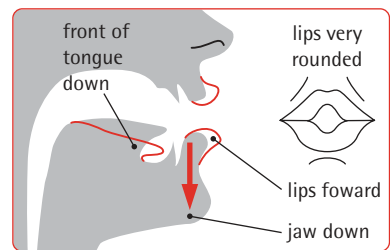
A30d Most Americans pronounce these words differently. Listen.

Important for listening

- | | |
|-----------------------------------|---|
| 1 Have you got a lot of shopping? | 3 How much did your holiday cost? |
| 2 John's gone to the shops. | 4 She said the coffee wasn't very good, but I thought it was. |

C How to make the sound /ɔː/

- A31a • /ɔː/ is a long sound. Look at the diagram. Listen and say the sound. Round your lips more than for /ɒ/. Target sound: /ɔː/



D Sound and spelling

- A31b • /ɔː/ has different spellings. Listen and say these words.
- | | | | |
|------|-------------------------|-----|-------------------------|
| a | all ball call fall tall | ar | quarter warm |
| | wall water | or | born corner forty horse |
| al | talk walk | | short sort |
| au | autumn | oor | door floor |
| aw | saw | ore | before more |
| augh | caught daughter taught | our | four |
| ough | bought thought | | |

- A31c • Now listen and say these phrases.
- | | |
|---------------------|---------------------------------------|
| 1 quarter past four | 4 walking on water |
| 2 born in autumn | 5 the fourth door on the fourth floor |
| 3 have some more | |

A31d When there is a letter r after /ɔː/, most Americans, Scots and Irish, and some other English speakers pronounce this r. Listen.

Important for listening

- | | | |
|---------------------|--------------------|---------------------------------------|
| 1 quarter past four | 3 have some more | 5 the fourth door on the fourth floor |
| 2 born in autumn | 4 walking on water | |

Exercises

5.1 Write these words.


EXAMPLE /bɒks/ box
1 /klɒk/ 3 /wɒnt/ 5 /'sɒri/
2 /gɒn/ 4 /'wɒntɪd/ 6 /wɒt/

A32 Listen to check your answers. Check with the Key. Then listen again and repeat.

5.2 Listen and complete the dialogues with these /ɒ/ words.

A33
box chocolates clock doctor gone got holiday on stopped
~~what~~ what

- 1 A: What time is it?
B: I don't know. The 's
2 A: have you?
B: A of
3 A: Where's the?
B: He's



What time is it?

Check with the Key. Then listen again and repeat.

5.3 Write the underlined verbs in the past tense.


EXAMPLE
We buy everything at the supermarket. → We bought everything at the supermarket.
1 I think about you every day. → I about you every day.
2 We always walk home from school. → We always home from school.
3 I catch the first bus in the morning. → I the first bus in the morning.
4 My daughter teaches English. → My daughter English.

A34 Check with the Key. Then listen and repeat.

5.4 Write the names of the things in the picture. (They all have /ɒ/ or /ɔ:/.)

EXAMPLE 1 bottle

Check with the Key.



5.5 Listen and write the missing /ɒ/ and /ɔ:/ words.

A35 This is our kitchen. On the table there's a big full of shopping, a of wine and some and pepper. There's a on the and the 's asleep in the corner behind the

Check with the Key. Then listen and speak together with the recording.

5.6 Listen and circle the word you hear. Check with the Key. If any of these are difficult for you, go to Section E3 Sound pairs for more practice.

A36
1 not / note (⇒ sound pair 11) 4 shot / short (⇒ sound pair 13)
2 luck / lock (⇒ sound pair 10) 5 walk / work (⇒ sound pair 14)
3 coat / caught (⇒ sound pair 12)